



Available in DuraPlate or aluminum sheet and post sidewall construction. Utilimaster Van Bodies are built tough to deliver optimal performance, maximum versatility and handle the toughest loads.



UTILIMASTER Van Bodies are built tough and the smooth sidewalls are great for decals.

Utilimaster Van Body Advantages

- 5 year limited warranty
- Customized solutions, including doors and interior packages
- Standard rear DuraPlate roll-up door
- Rolling billboard for your company graphics

DuraPlate Van Bodies

- Over 10,000 Utilimaster DuraPlate bodies on the road
- Rugged, durable construction
- 8x more puncture-resistant than aluminum van bodies
- 80,000 psi yield sidewalls
- Maximum cubic volume, lighter weight
- Improved reparability
- Smooth automotive finish
- Utilimaster has been working with DuraPlate for over 8 years

VAN BODY DIMENSIONS

Contact your local dealer for additional van body specifications and information

Model Length	Model Height Options							Interior Length*		Interior Height						
								with Roll-up Door	with Swing Door	72"	78"	84"	90"	96"	102"	108"
10'	72"	78"	84"	90"				121-1/2"	123-1/2"	72-3/4"	78-3/4"	84-3/4"	90-3/4"			
12'	72"	78"	84"	90"	96"			145-1/2"	147-1/2"	72-3/4"	78-3/4"	84-3/4"	90-3/4"	96-3/4"		
14'	72"	78"	84"	90"	96"			169-1/2"	171-1/2"	72-3/4"	78-3/4"	84-3/4"	90-3/4"	96-3/4"		
16'	72"	78"	84"	90"	96"	102"	108"	193-1/2"	195-1/2"	72-3/4"	78-3/4"	84-3/4"	90-3/4"	96-3/4"	102-3/4"	108-3/4"
18'	72"	78"	84"	90"	96"	102"	108"	217-1/2"	219-1/2"	72-3/4"	78-3/4"	84-3/4"	90-3/4"	96-3/4"	102-3/4"	108-3/4"
20'	72"	78"	84"	90"	96"	102"	108"	241-1/2"	243-1/2"	72-3/4"	78-3/4"	84-3/4"	90-3/4"	96-3/4"	102-3/4"	108-3/4"
22'	72"	78"	84"	90"	96"	102"	108"	265-1/2"	267-1/2"	72-3/4"	78-3/4"	84-3/4"	90-3/4"	96-3/4"	102-3/4"	108-3/4"
24'	72"	78"	84"	90"	96"	102"	108"	289-1/2"	291-1/2"	72-3/4"	78-3/4"	84-3/4"	90-3/4"	96-3/4"	102-3/4"	108-3/4"
26'	72"	78"	84"	90"	96"	102"	108"	313-1/2"	315-1/2"	72-3/4"	78-3/4"	84-3/4"	90-3/4"	96-3/4"	102-3/4"	108-3/4"
28'	72"	78"	84"	90"	96"	102"	108"	337-1/2"	339-1/2"	72-3/4"	78-3/4"	84-3/4"	90-3/4"	96-3/4"	102-3/4"	108-3/4"

Model Length	Vertical Door Opening							Door Opening Width	ALUMINUM Interior Width	DURAPLATE Interior Width	FRP Interior Width
	72"	78"	84"	90"	96"	102"	108"				
10'	66-3/8"	72-3/8"	78-3/8"	84-3/8"				88"	92-1/4"	95"	94-3/4"
12'	66-3/8"	72-3/8"	78-3/8"	84-3/8"	90-3/8"			88"	92-1/4"	95"	94-3/4"
14'	66-3/8"	72-3/8"	78-3/8"	84-3/8"	90-3/8"			88"	92-1/4"	95"	94-3/4"
16'	66-3/8"	72-3/8"	78-3/8"	84-3/8"	90-3/8"	96-3/8"	102-3/8"	88"	92-1/4"	95"	94-3/4"
18'	66-3/8"	72-3/8"	78-3/8"	84-3/8"	90-3/8"	96-3/8"	102-3/8"	88"	92-1/4"	95"	94-3/4"
20'	66-3/8"	72-3/8"	78-3/8"	84-3/8"	90-3/8"	96-3/8"	102-3/8"	88"	92-1/4"	95"	94-3/4"
22'	66-3/8"	72-3/8"	78-3/8"	84-3/8"	90-3/8"	96-3/8"	102-3/8"	88"	92-1/4"	95"	94-3/4"
24'	66-3/8"	72-3/8"	78-3/8"	84-3/8"	90-3/8"	96-3/8"	102-3/8"	88"	92-1/4"	95"	94-3/4"
26'	66-3/8"	72-3/8"	78-3/8"	84-3/8"	90-3/8"	96-3/8"	102-3/8"	88"	92-1/4"	95"	94-3/4"
28'	66-3/8"	72-3/8"	78-3/8"	84-3/8"	90-3/8"	96-3/8"	102-3/8"	88"	92-1/4"	95"	94-3/4"

*Standard 96" wide unit. Interior length shown is for DuraPlate body, decrease by 1" for aluminum body. Optional 102" width available.

REAR DOOR, RAMP, LIFT GATE AND BUMPER OPTIONS



Full-Width Roll-Up



Full-Width Swing



Bi-Fold Swing



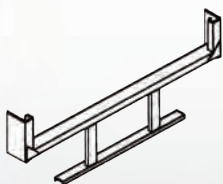
Ramp




Tuckaway Liftgate



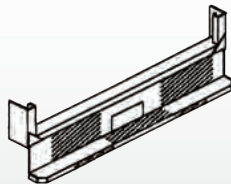
Rail Liftgate



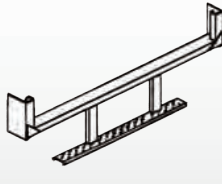
ICC-Type



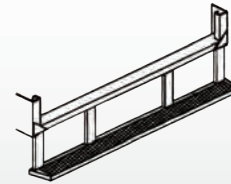
Road Ready Bumper



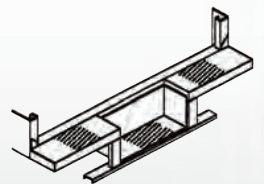
12-Gauge Full-Width Step



5" Poached ICC



8" Structural Poached



1-Step Chicago Style